




passion for sports grounds



SMG Sportplatzmaschinenbau GmbH | Robert-Bosch-Str. 3, DE - 89269 Vöhringen / Germany | Phone: +49 (0) 7306 96 65 0
Fax: +49 (0) 7306 96 65 50 | info@smg-machines.com | www.smg-machines.com

FillMatic FM1500

FILLMATIC - FILLING



Ride-on machine for filling artificial turf.

The FillMatic FM1500 riding machine is powered by a 4-cylinder Kubota diesel engine and is designed for the application of sand, rubber, and organic infill material into artificial turf surfaces.

The operator's seat, along with its controls, can rotate 180° to allow ergonomic operation in both forward and reverse directions.

The FM1500 comes standard with a material container that has a capacity of 800 liters, which can be expanded up to 3000 liters by attaching the aluminum extension frames.

The material container can be tilted for spreading, with a discharge valve controlling the desired spread rate.

Four hydraulically driven paddle shafts within the container keep the infill material loose and ensure a consistent distribution at working speeds of up to 15 km/h.

With a total weight of just 1,350 kg, the load is distributed across four large-volume turf tires, ensuring low ground pressure and even weight distribution during operation.



FillMatic FM1500 / Detail views

FILLMATIC - FILLING



Fast change

The operator's seat with controls can be rotated 180°.



FillMatic FM1500



FillMatic FM1500

FillMatic FM1500 / Detail views

FILLMATIC - FILLING



User-friendly

Clearly arranged control elements.



Ergonomic

Laterally mounted hydraulic control.



Precise

Spreading flap adjustable via the outlet valve.


FillMatic FM1500 / Detail views

FILLMATIC - FILLING




Adjustable

The discharge valve for precise dosing of the spreading quantity can be operated both hydraulically and mechanically.



Functional

Easy locking of the discharge valve lever.



Effective

Four hydraulically driven paddle shafts within the container keep the infill material loose and ensure a consistent distribution.

FillMatic FM1500 / Detail views

FILLMATIC - FILLING



Reliable

Powerful 4-cylinder Kubota diesel engine with a performance of 18,5 kW (25 HP).



Refuelling

Diesel tank with fuel gauge.



Single side wall

Material container that has a capacity of 800 liters, which can be expanded up to 3000 liters by attaching the aluminum extension frames.

FillMatic FM1500 / Detail views

FILLMATIC - FILLING



Double side wall



Triple side wall

Maximum capacity of 3000 liters.



Process reliability

Hydraulic lifting of the container ensures even spreading of the material.

FillMatic FM1500 / Detail views

FILLMATIC - FILLING



Light-footed

Four large-volume turf tires for minimal surface pressure.

FillMatic FM1500 / Detail views

FILLMATIC - FILLING

Item number/s: 6400358

Spreading width 1,600 mm

Max. filling weight / Container volume 800 – 3000 liters

Drive 4-cylinder Kubota diesel engine / 18.5 kW (25 HP)

Weight 1,350 kg

Dimensions L 2.500 x W 1.750 x H 2.300 mm

Subject to technical changes



passion for sports grounds

SMG Sportplatzmaschinenbau GmbH | Robert-Bosch-Str. 3, DE - 89269 Vöhringen / Germany | Phone: +49 (0) 7306 96 65 0

Fax: +49 (0) 7306 96 65 50 | info@smg-machines.com | www.smg-machines.com