



passion for sports grounds



SMG Sportplatzmaschinenbau GmbH | Robert-Bosch-Str. 3, DE - 89269 Vöhringen / Germany | Phone: +49 (0) 7306 96 65 0
Fax: +49 (0) 7306 96 65 50 | info@smg-machines.com | www.smg-machines.com

WashMatic WM800

WASHMATIC - MAINTENANCE



Ride-on machine for the cleaning of synthetic sports surfaces by high pressure water.

The WashMatic is powered by a 18,2 kW (24,7 HP) water-cooled diesel engine. The front attachment cleans synthetic sports surfaces, e.g. nonfilled artificial grass, jogging tracks, multi-purpose playing fields or similar surfaces by high pressure water. The spray pressure can be adjusted up to 140 bar. The patent-pending front attachment gently cleans the sports surface with eight rotating high-pressure nozzles arranged at an angle.

The applied water and organic contamination as well as granulate/fibre abrasion (microplastics) are suctioned off the sports surface with high efficiency using the fast rotating blades of the WashMatic and conveyed to a waste water pump. The water requirement per minute is 50 liters and is usually provided by the water supply of the sports facility. If the required amount of water is not available, the 300 liter water tank with integrated overflow valve can be used as a water buffer. In this case, an external water pump requests the fresh water from the intermediate tank to the machine.

The dirty water is discharged via a drain hose. The working width of the WM800 is 800 mm; 200m² - 250m² can be cleaned per hour. The 300 liter water tank, external pump and hoses are placed on a compact trolley. This can be easily lowered by a electric winch over the ramp and positioned as needed. The scope of delivery includes 2 hoses (each 75 m) and 1 hose (10 m) for working on edge areas with the hand lance.



WashMatic WM800 / Detail views

WASHMATIC - MAINTENANCE



WashMatic WM800



Precise

Front-mounted device with rotating impeller with 8 high-pressure nozzles, pressure gauge and valve for spray pressure up to 140 bar.



Manoeuvrable

180° swiveling boom for fresh and dirty water hose.


WashMatic WM800 / Detail views

WASHMATIC - MAINTENANCE




Individuell

Ramp with winch for trolley with 300 litre intermediate tank, water pump and 2 x 75 mtr. hoses.



Ergonomic

Tilt-adjustable steering column with display for warning lights and instruments as well as rear view mirror.




Control

Suspension seat with armrests, controls and EcoBoost Drive, clearly arranged for intuitive operation.

WashMatic WM800 / Detail views

WASHMATIC - MAINTENANCE



Comfort

Vibration-damped footrest can be tilted vertically towards the driver's seat. Parking brake, differential lock, forward and reverse pedal.



Process reliability

300 liter water tank and external additional pump with control unit for fresh water.



Filter

Fresh water pre filter.

WashMatic WM800 / Detail views

WASHMATIC - MAINTENANCE



Powerfull

Integrated dirty water pump.



Supply

Hose rolls for 2 x 75 meter fresh and dirty water hoses.



Protected

Dirty water basin with removable coarse sieve.

WashMatic WM800 / Detail views

WASHMATIC - MAINTENANCE



Optional

Towing hitch for optional trolley for hoses and tools.

Item no. 6232771



Optional

Floating beam with 8 high pressure nozzles. Working height, floating direction and floating angle are adjustable. Working width is 1,300 mm.

Item no. 6234232



Optional

180° swiveling overhead water distributor including fresh and dirty water valve as well as hose connections to the front attachment.

Item no. 6232957

WashMatic WM800 / Detail views

WASHMATIC - MAINTENANCE



Optional

Mobile dirty water pump with petrol engine and 40 liter stainless steel dirty water tank. Delivery rate is 30 liters per minute.

Item no. 6234798

WashMatic WM800 / Detail views

WASHMATIC - MAINTENANCE



ClearMatic CM1800

Item no. 6400353

Mobile plant for the treatment, filtration and sludge dewatering of dirty water when cleaning synthetic sports surfaces.

WashMatic WM800 / Detail views

WASHMATIC - MAINTENANCE

Item number/s:	6233350
Drive	18,2 kW (24,7 HP) water-cooled diesel engine Water pressure: up to 140 bar
Working width	800 mm
Area performance	200m ² - 250m ² /hour
Weight	1,600 kg
Dimensions	L 3,550 x W 1,300 x H 2,300 mm
Shipping dimensions	L 3,700 x B 1,450 x H 2,450 mm

Subject to technical changes



passion for sports grounds

SMG Sportplatzmaschinenbau GmbH | Robert-Bosch-Str. 3, DE - 89269 Vöhringen / Germany | Phone: +49 (0) 7306 96 65 0

Fax: +49 (0) 7306 96 65 50 | info@smg-machines.com | www.smg-machines.com