



## MAINTENANCE

RELEASE 2023



passion for sports grounds

# OVERVIEW ROUTINE MAINTENANCE

Soft ground driven rotary brushes and adjustable sieves are the features of the Routine Maintenance equipment range. Picked up infill material is cleaned from debris and is returned evenly. A constant amount of infill material in the sieve tray is the keypoint of the redistribution process and ensures a perfectly levelled pitch.

## ATTENTION:

Beside the usage of the Routine Maintenance equipment it is highly recommended to contact your installer or service contractor for the Advanced Maintenance.

## ROUTINE MAINTENANCE

TurfCare TCA1400 / TurfBoy TB1 / TurfTuner TT1600



Inspection of Lines/Seams



Top Cleaning of the Surface



Levelling/Redistribution of the Infill



Brushing of the Fibre



Magnet

## ADVANCED MAINTENANCE

SportChamp-Series / TurfKing-Series / TurfBoy TB2 / TurfSoft TS2 + TS3



Decompacting



Deep Cleaning/Vacuuming



Retopping



Seasonal Maintenance



Treatment against moss



High pressure water



Filter

# OVERVIEW ROUTINE AND ADVANCED MAINTENANCE

Powered rotary brushes, adjustable sieves and vacuum turbines are the features of the Advanced Maintenance equipment range. Picked up infill material is cleaned from dust and debris and is returned evenly. Besides the redistribution and the levelling of the infill, decompacting and retopping with manual or attached spreaders complete the program.

# MAINTENANCE OF ARTIFICIAL TURF



## CONTENTS

<b>SportChamp</b>		
SC3D4HL	Multifunctional ride-on machine for the advanced maintenance of artificial turf.	P. 06
SC2D/SC2BL	Multifunctional ride-on machine for the advanced maintenance of artificial turf.	P. 08
SC2BL/E	Ride-on machine for the cleaning and care of artificial turf.	P. 18
<b>WashMatic</b>		
WM800	Ride-on machine for the cleaning of synthetic sports surfaces by high pressure water.	P. 22
<b>ClearMatic</b>		
CM1800	Mobile plant for the treatment, filtration and sludge dewatering of dirty water.	P. 24
<b>TurfBoy</b>		
TB2	Ride-on machine for the cleaning and care of infilled artificial turf.	P. 26
TB2T	Ride-on machine for the cleaning and care of non-infilled artificial turf.	P. 26
TB1	Ride-on machine for the care of artificial turf.	P. 28
TB1 ECO	Ride-on machine for the decompacting and brushing of artificial turf systems.	P. 30
<b>CareMax</b>		
CM2B	Ride-on machine for the cleaning and care of artificial turf.	P. 32
<b>TurfKing</b>		
TK1100/TK1502	Tractor device for the cleaning and care of artificial turf.	P. 34
<b>TurfCare</b>		
TCA1400	Ground driven, tow-behind device for the cleaning and care of artificial turf.	P. 36
TCA500/TCA2000	Ground driven, tow-behind device for the cleaning and care of artificial turf.	P. 38
<b>TurfRouter</b>		
TR500	Autonomous mobile robot for the cleaning and care of artificial turf.	P. 40
<b>TurfSoft</b>		
TS2/TS3	Machine for the cleaning and care of artificial turf.	P. 42
<b>CarpetWonder</b>		
CW95	Machine for the cleaning of indoor tennis court surfaces with rubber granules.	P. 44
<b>Decompactor</b>		
DC1000	Pull behind equipment for lawn mowers or tractors to loosen the infill of artificial turf.	P. 46
<b>TurfTuner</b>		
TT2000	Tow-behind device for loosening and brushing of artificial turf.	P. 48
<b>Triangle brush</b>		
DB1600	Triangle brush for artificial turf.	P. 50
DB1000F/DB1600F	Light, robust and foldable triangle brush for artificial turf.	P. 52

# SportChamp

## SC3D4HL

### Multifunctional ride-on machine for the advanced maintenance of artificial turf.

The new SportChamp SC3 offers a wide range of tasks for maintaining different synthetic sports surfaces in sports facilities. By the use of different attachments all synthetic sport surfaces can be cleaned and maintained according to the manufacturer's guidelines and beyond that for an efficient and economic upkeep of the surface. The operating principle of the SportChamp SC3 has not changed: In a single operation, SportChamp levels the infill material of filled surfaces with its steerable, low-wear brush and eliminates contamination at the same time. Thus the infill material will be loosened and the fibre will be put upright again. Impurities will be vacuumed into a large-volume filter box during the surface maintenance. The robust filter unit with high pulling power is controlled automatically and cleaned within minutes. Since the filter box opens for emptying automatically, you must no longer remove it for emptying. With its effective working width of 1,100 mm, and the wide range of attachments, SC3 will facilitate and accelerate all necessary care tasks.

SMG dust filters installed by SMG comply with DIN EN60335-2-69/dust class "M" and EN779 "F8" or "F9". Dust with a high proportion of fines as well as granulate/fibre abrasion (microplastics) are extracted via the powerful turbine and bound in the filter.

Art.-No. 8800090

Drive	3-cylinder diesel engine, water-cooled / 16.1 kW (21.9 HP)
Traction drive	Hydrostatic, speed up to 10 km/h Hydraulic lifting device for accessory attachments and filter box; Differential lock
Capacity of tank	approx. 16 litres
Brush working width	depending on brush: 900 - 1,600 mm
Weight	805 kg
Dimensions	L 2,300 x W 1,140 x H 2,100 mm

Subject to technical alterations



**NEW EQUIPMENT:** Filter box with larger capacity, automatically cleaning filter and self closing tailgate.



**REFUELLING:** Filler neck outside for 30 liter fuel tank.



**EASY HANDLING:** Controls and EcoBoost Drive, clearly arranged for intuitive handling.



SportChamp fitted with optional attachments



# SportChamp

## SC2D/ SC2BL

### Multifunctional ride-on machine for the advanced maintenance of artificial turf.

The SportChamp, the leading machine in the world market, is the solution for the maintenance of different synthetic sport surfaces within a sports facility. By the use of different attachments all synthetic sport surfaces can be cleaned and maintained according to the manufacturer's instructions and beyond that for an efficient and economic upkeep of the surface. During weekly use the SportChamp levels the infill material of filled surfaces with the rotary brush and eliminates contamination at the same time. Thus the infill material will be loosened and the fibre will be put upright again. Fibres lying loosely on the turf and even well-rehearsed fine dirt will be vacuumed in a large-volume filter box during the surface maintenance by the proven extraction system. The filter unit is controlled automatically and cleaned within minutes. It will be evacuated - controlled hydraulically - quite conveniently while sitting on the driver seat. Numerous attachments facilitate and expedite the necessary maintenance tasks. The range includes attachments for the winter services and the refilling of infill material, for the removal of leaves, the loosening of extreme compaction and the spraying of care products. The application area of the SportChamp is enlarged by additional attachments for non-infilled artificial turf, synthetic sports surfaces or sidewalks. Thereby it is the multifunctional care and maintenance machine for your sports facility. Beside the classic, weekly maintenance tasks the SMG SportChamp can additionally carry out the annual basic and deep cleaning.

SMG dust filters installed by SMG comply with DIN EN60335-2-69/dust class "M" and EN779 "F8" or "F9". Dust with a high proportion of fines as well as granulate/fibre abrasion (microplastics) are extracted via the powerful turbine and bound in the filter.

SC2D Art.-No. 8800071 / SC2BL Art.-No. 8800081

Drive	SC2D: 3-cylinder diesel engine, water-cooled / 16.1 kW (21.9 HP) SC2BL: 2-cylinder petrol engine, air-cooled / 16.9 kW (23 HP)
Traction drive	Hydrostatic, speed up to 10 km/h Hydraulic lifting device for accessory attachments and filter box; Differential lock
Capacity of tank	approx. 16 litres
Brush working width	depending on brush: 900 - 1,600 mm
Weight	SC2D: 630 kg / SC2BL: 600 kg
Dimensions	SC2D: L 2,300 x W 1,140 x H 1,540 mm SC2BL: L 2,300 x W 1,140 x H 1,690 mm


Subject to technical alterations



**CLEARLY:** Display with operating hours for maintenance intervals including errorcode notification for monitoring all functions.



**GENTLY:** Tires especially for use on turf ensure low pressure on the ground.



**CONVENIENT:** Vibrator sieve adjustable from 4 - 10 mm, cleans dirt out of the infill material with simultaneous repatriation.



SportChamp fitted with optional attachments



# SportChamp

## SC3 BRUSH

### The all-rounder for maintaining and cleaning of Track & Turf.

The fusion of the 3 Brush-Systems "SMG opposed brush", "SMG rotating brush" and "SMG rotating brush with auger" combines 3 established brushes for the cleaning and maintenance of artificial turf and athletic tracks.

An adjustable sieve, a wider suction channel and optional side brooms for left and right allows the cleaning of all kind of synthetic turf systems.

The unique design allow the working on sand/rubber filled systems, systems with organic infill, non-filled or wet systems as well as on running and jogging tracks, walkways and parking areas.



**COMFORTABLE:** Control window and service flap for easy access.




**PRECISION:** Ball bearing spindles and scale.




**ALL IN ONE:** Rotary brush for all kind of synthetic surfaces and more.



**VERSATILE:** Adjustable sieve for all kinds of infill.



**LEFT AND RIGHT:** Optional side brooms on both side.



**COMPACT:** Locked side broom for safe transport.



Art.-No. 6239163

Weight	150 kg
Dimensions	L 1,350 x W 1,260 x H 450 mm

Subject to technical alterations



## SC3D4HL/SC2D/SC2BL ATTACHMENTS



Rotating brush 1,000 mm

Art.-No. 6400029



Rotating brush 1,500 mm

Art.-No. 6400017



Opposed brush

Art.-No. 6400177



Decompacting brush

Art.-No. 6400132



Rotating brush with auger 1,100 mm

Art.-No. 6211213



Rigid brush - Front-mount attachment

Art.-No. 6400093



Sweeping brush

Art.-No. 6400027



Oscillating brush OS1100

Art.-No. 6217216

# SportChamp



## SC3D4HL/SC2D/SC2BL ATTACHMENTS



Spreading device 800 mm

Art.-No. 6400133



Spreading device 1,400 mm

Art.-No. 6400167



Snow blower device

Art.-No. 6400012



Snow plough

Art.-No. 6400039



BeltSpreader BS800

Art.-No. 6221306



Vacuum hose

Art.-No. 6400125



Foliage vacuum device

Art.-No. 6400112



Spray device

Art.-No. 6400025





## SC3D4HL/SC2D/SC2BL ATTACHMENTS



**RotoTine RT900**  
Art.-No. 6223272



**Levelling brush device**  
Art.-No. 6220935



**Levelling brush-/decompacting device**  
Art.-No. 6220935 + 6223425 or with additional  
brush available Art.-No. 6220935 + 6221475



**TurfCare TCA1400**  
Art.-No. 6400160



**TurfTuner TT2000**  
Art.-No. 6240054



**Magnet bar for artificial turf maintenance**  
Art.-No. 6220297

# SportChamp

## SC2BL/E

### Ride-on machine for the cleaning and care of artificial turf.

Fully artificial grass surfaces and synthetic surfaces, like athletics tracks, need regular cleaning and maintenance so that they retain their high standard for sporting activities. SportChamp SC2BL/E is an ideal partner for protecting sports grounds. Only the SportChamp SC2BL/E is capable of cleaning and maintaining artificial grass surfaces so thoroughly and carefully. Dust, ball felt and other loose particles of dirt are brushed up without damaging the carpet pile and picked up and deposited in the large filter box by the powerful suction turbine where the filter cleanly separates them from the surrounding air. Dirt particles are very easily removed from the surface of the carpet covering as well as from deeper layers. Rotating brushes ensure an exemplary degree of cleanliness and straighten out the carpet fibres, which are subjected to exceptionally hard wear, in an extraordinarily short time. SportChamp SC2BL/E, with its hydrostatic drive cleans and maintains in one pass, and this is precisely why the performance of this machine is so outstanding. Cleaning a hockey field with the SportChamp SC2BL/E takes less than an hour. With the front-mounted brushes you get into every corner so that the whole pitch is clean, while the hydraulic side brushes move the dirt away along such obstructions as pitch-side boarding and rainwater channels and effectively disposes of it.

SMG dust filters installed by SMG comply with DIN EN60335-2-69/dust class "M" and EN779 "F8" or "F9". Dust with a high proportion of fines as well as granulate/fibre abrasion (microplastics) are extracted via the powerful turbine and bound in the filter.

Art.-No. 6400092

Drive	2-cylinder petrol engine, air-cooled / 16.9 kW (23 HP)
Traction drive	Hydrostatic, speed up to 11 km/h Hydraulic lifting device for accessory attachments and filter box; Differential lock
Capacity of tank	approx. 16 litres
Brush working width	depending on brush: 900 - 1,600 mm
Weight	620 kg
Dimensions	L 2,310 x W 1,140 x H 1,670 mm

Subject to technical alterations



SportChamp fitted with optional attachments



# SportChamp

## SERIES



SC3D4HL



SC2D







SC2BL



SC2BL/E

Article Number	8800090	8800071	8800081	6400092
Drive	3-cylinder diesel engine, water-cooled 16.1 kW (21.9 HP)	3-cylinder diesel engine, water-cooled 16.1 kW (21.9 HP)	2-cylinder petrol engine, air-cooled 6.9 kW (23 HP)	2-cylinder petrol engine, air-cooled 16.9 kW (23 HP)
Traction drive	Hydrostatic, speed up to 11 km/h	Hydrostatic, speed up to 11 km/h	Hydrostatic, speed up to 11 km/h	Hydrostatic, speed up to 11 km/h
Hydraulic	Hydraulic lifting device for accessory attachments and filter box; differential lock	Hydraulic lifting device for accessory attachments and filter box; differential lock	Hydraulic lifting device for accessory attachments and filter box; differential lock	Hydraulic lifting device for accessory attachments and filter box; differential lock
Capacity of tank	approx. 30 litres	approx. 30 litres	approx. 30 litres	approx. 30 litres
Working width	depending on brush: 900 - 1,600 mm	according to brush: 900 - 1,600 mm	according to brush: 900 - 1,600 mm	according to brush: 900 - 1,600 mm
Weight	680 kg	starting at approx. 630 kg	starting at approx. 620 kg	starting at approx. 620 kg
Dimensions	L 2,800 x W 1,320 x H 1,283 mm	L 2,300 x W 1,150 x H 1,550 mm	L 2,300 x W 1,150 x H 1,520 mm	L 2,300 x W 1,150 x H 1,520 mm

Subject to technical alterations





## SC2BL/E ATTACHMENTS



**Cleaning brush for nonfilled artificial turf PGD900**

Art.-No. 6400091



**Cleaning brush for filled synthetic grass PGSG**

Art.-No. 6400087



**TurfTuner TT2000**

Art.-No. 6240054



**TurfCare TCA1400**

Art.-No. 6400160



**Rigid brush device**

Art.-No. 6220864



**Levelling brush device**

Art.-No. 6220935



**Levelling brush-/decompacting device**

Art.-No. 6220935 + 6223425 or with additional brush available Art.-No. 6220935 + 6221475



**BeltSpreader BS800**

Art.-No. 6221306



**Magnet bar for artificial turf maintenance**

Art.-No. 6220297

# WashMatic

## WM800

### Ride-on machine for the cleaning of synthetic sports surfaces by high pressure water.

The WashMatic is powered by a 18.2 kW / 24.7 HP water-cooled diesel engine. The front attachment cleans synthetic sports surfaces, e.g. nonfilled artificial grass, jogging tracks, multi-purpose playing fields or similar surfaces by high pressure water. The spray pressure can be adjusted up to 120 bar. The patent-pending front attachment gently cleans the sports surface with eight rotating high-pressure nozzles arranged at an angle.


The applied water and organic contamination as well as granulate/fibre abrasion (microplastics) are suctioned off the sports surface with high efficiency using the fast rotating blades of the WashMatic and conveyed to a waste water pump. The water requirement per minute is 50 liters and is usually provided by the water supply of the sports facility. If the required amount of water is not available, the 300 liter water tank with integrated overflow valve can be used as a water buffer. In this case, an external water pump requests the fresh water from the intermediate tank to the machine.

The dirty water is discharged via a drain hose. The working width of the WM800 is 800 mm; 200 - 250 m<sup>2</sup> can be cleaned per hour. The 300 liter water tank, external pump and hoses are placed on a compact trolley. This can be easily lowered by a electric winch over the ramp and positioned as needed. The scope of delivery includes 2 hoses (each 75 m) and 1 hose (10 m) for working on edge areas with the hand lance.

Art.-No. 6232505

Drive	Diesel engine, water-cooled / 18.2 kW (24.7 HP)
Water pressure	up to 120 bar
Working width	800 mm
Area performance	200 - 250 m <sup>2</sup> /hour
Weight	1,600 kg
Dimensions	L 3,550 x W 1,300 x H 2,300 mm

Subject to technical alterations



**EASY HANDLING:** Controls and EcoBoost Drive, clearly arranged for intuitive handling.



**PRECISE:** Front attachment with rotating spray lance, manometer and valve to adjust spray pressure.



**INDIVIDUAL:** Ramp with winch for trolley with 300 litre intermediate tank, water pump and 2x 75 mtr. hoses.



# ClearMatic

## CM1800

### Mobile plant for the treatment, filtration and sludge dewatering of dirty water when cleaning synthetic sports surfaces.

When cleaning synthetic sports surfaces, a large number of contaminants are released, which can get into the environment via the waste water. These include larger particles such as granulate/fibre abrasions (microplastics) and other undesirable substances from deep-seated soiling. The WashMatic WM800 effectively removes this dirt from nonfilled artificial turf, jogging tracks, multi-purpose playing fields or similar surfaces. The cleaning process is also perfect in terms of the environment, because the waste water from the WM800 cleaning machine goes to the mobile „sister“ system ClearMatic CM1800, from where it returns clean and water clear to the closed loop. The ClearMatic CM1800 is a compact and robust system consisting of 3 tanks with pumps, dosing stations and sophisticated process water control.

#### Equipment:

- 600 liter waste water tank with integrated entry inlet filter (<5 mm) as well as stirring device and optional tubular heating element
- Storage tank and dosing station for flocculants, optionally cleaning agents, disinfectants, biocides and/or defoamers
- Mixer unit and reactor for the separation of solids/liquids
- Belt filter with tear-resistant filter fleece (120 µm) including collecting container with float switch for continuous drying of the dirty water and filtration of solids such as granulate/fibre abrasions (microplastics)
- 300 liter fresh water tank as an additional tank for cleaning the CM1800 or for providing fresh water for operating the WM800
- 100 liter clear water tank with discharge to the sewer or return to the dirty water tank
- Dosing and delivery pumps for particle sizes up to 10 mm
- Sensors for checking turbidity, flow and fill levels
- Central switch box with display for controlling all pumps, valves, belt filters as well as querying and storing of sensor readings
- Frame construction, tanks and all pipes and pumps made of stainless steel

Art.-No. 6400353

Drive/power consumption	2.9 kW (8.8 HP) / 3 ph. / 400 V / 50 – 60 Hz / 17 A
Weight	900 kg
Dimensions	L 2,503 x W 1,596 x H 1,883 mm

Subject to technical alterations



Waste water tank with integrated entry inlet filter (<5 mm) as well as stirring device



Belt filter with tear-resistant filter fleece (120 µm) including collecting container with float switch



Central switch box with display for controlling all pumps etc.



Storage tank and dosing station for flocculants, optionally cleaning agents etc.



Sensors for checking turbidity, flow and fill levels



# TurfBoy

## TB2/TB2T

### Ride-on machines for the cleaning and care of infilled (TB2) or non-infilled (TB2T) artificial turf.

TurfBoy TB2 is driven by a 11.8 kW (16 HP) air-cooled petrol engine. Due to its very compact design the machine is ideal for the work on sand infilled tennis courts or sand/rubber infilled pitches such as futsal courts. The working depth of the rotary brush can be adjusted via two spindles. The vibrating screen can be precisely adjusted, with variable settings from 4 to 10 mm, depending and in accordance with the condition of the infill material. You can easily clean the filter by turning the handwheel.

The brush housing and the drag brush row at the rear of TurfBoy TB2 can be lifted from the driver position. The drag brush stands on the left-hand side of the machine is overlapping it by 20 cm. Such positioning makes it possible to reach edges and corners. Due to the detachable trailing brush row, the TurfBoy TB2 can pass even doors of 1 metre width.

SMG dust filters installed by SMG comply with DIN EN60335-2-69/dust class "M" and EN779 "F8" or "F9". Dust with a high proportion of fines as well as granulate/fibre abrasion (microplastics) are extracted via the powerful turbine and bound in the filter.

Art.-No. 6400161 (TB2) / Art.-No. 6212217 (TB2T)

Drive	2-cylinder petrol engine, air-cooled / 11.8 kW (16 HP)
Traction drive	hydrostatic, driving speed up to 9 km/h
Working width	900 mm
Weight	310 kg
Dimensions	L 1,860 x W 850 x H 1,200 mm


Subject to technical alterations




**SMOOTH ADJUSTABLE:** Vibrator sieve adjustable from 4 - 10 mm, cleans dirt out of the infill material with simultaneous repatriation.



**OUTSTANDING:** Unilateral overlapped drag brush row.



**CLEAN:** Hand wheel for dedusting of the permanent filter.



# TurfBoy

## ATTACHMENTS



### BS800

Art.-No. 6221306



### DB1600

Art.-No. 6211805

### Ride-on machine for the care of artificial turf.

TurfBoy TB1 is driven by a 1-cylinder 12.2 kW (16.6 HP) air-cooled petrol engine. The ground-driven rotary brush TurfScout TS700 eliminates suspended particles, abrasion and dirt particles from the top surfaces. Its working width is 700 mm. The vibrating screen can be precisely adjusted, with variable settings from 4 to 10 mm, depending and in accordance with the condition of the infill material. The now cleaned infill material will be dosed and returned to the system as well as the fibre will be put upright again. TurfBoy TB1 is equipped with a drag brush and a hitch to pull additional attachments like triangular brushes, magnets or the ground-driven Beltspreeder BS800. The working width of the drag brush can be extended by putting in additional brushes. TurfBoy TB1 is equipped with a rake and a perforated shovel for infill to clean the inside of goal areas. The rear garage folds out and contains brackets for additional tools, 2 dirt pans and a work platform that can be used for the transport of the foldable triangular brush DB1000F.


Art.-No. 6235796

Drive	1-cylinder petrol engine, air-cooled / 12.2 kW (16.6 HP)
Traction drive	hydrostatic, driving speed up to 9 km/h
Working width	700 mm
Weight	280 kg
Dimensions	L 2,180 x W 1,000 x H 1,200 mm

Subject to technical alterations



Drag brush working width can be extended from 800 to 1,200 mm



Platform with tool holders



Second dirt pan



Petrol engine 12.2 kW (16.6 HP)




Transport/work surface in the rear garage



Dirt pans can be stacked to save space



Brushes with plastic bodies, can be changed without tools



**BS800**

Art.-No. 6221306



**DB1600**

Art.-No. 6211805

# TurfBoy

## TB1 ECO

Ride-on machine for the decompacting and brushing of artificial turf systems.

The TurfBoy TB1 ECO is driven by a 8.5 kW (11.56 HP) air-cooled petrol engine.


The TB1 ECO has an adjustable row of tines for decompacting the infill with a working width of 1,100 mm.

The triangular brushes for brushing the fibres with a working width of 2,000 mm are liftable.

The TB1 ECO is also equipped with a hitch for various attachments e.g. triangular brushes, drag mat, magnet bar and the BeltSpreader BS800.



**COMBINATION:** Tines and drag brushes adjustable.



**HITCH:** For drag matts, triangle brushes, magnet bars and spreaders.



**SAFETY:** Locking position for tines.



**COMPACT:** Drag brushes can be folded.



# TurfBoy

## ATTACHMENTS



**BS800**

Art.-No. 6221306



**DB1600**

Art.-No. 6211805

Art.-No. 6239462

Drive	1-cylinder petrol engine, air-cooled / 8.5 kW (11.56 HP)
Weight	230 kg
Dimensions	L 1,950 x W 2,300 x H 1,180 mm

Subject to technical alterations





# CareMax

## CM2B

### Ride-on machine for the cleaning and care of artificial turf.

CareMax CM2B can perform several proven functions for the efficient cleaning and maintenance of infilled artificial turf pitches. Driven by a air-cooled petrol engine with 16.4 kW (22.3 HP) the compact machine manages the cleaning and maintenance of a typical sized pitch in relatively short time. Variable settings of the vibrating screen (from 4 to 10 mm) that can be optimally adapted to the conditions of infill guarantee perfect results. This brush is also depth adjustable.

CareMax CM2B is equipped with oscillating suspended triangular brushes mounted underneath the machine as well as a rear-mounted drag brush providing a working width of 2,400 mm. CareMax CM2B and its integrated proven technology will assure that the physical performance characteristics of the artificial turf will be maintained at all times. The rear-mounted accessory can be lifted hydraulically for transport. Two guide pulleys/transport rollers enable precise operation along sideboards and gentle storing of the brushes.

SMG dust filters installed by SMG comply with DIN EN60335-2-69/dust class "M" and EN779 "F8" or "F9". Dust with a high proportion of fines as well as granulate/fibre abrasion (microplastics) are extracted via the powerful turbine and bound in the filter.

Art.-No. 6400203

Drive	2-cylinder petrol engine, air-cooled / 16.4 kW (22.3 PS)
Traction drive	hydrostatic, driving speed up to 15 km/h
Filter box	permanent filter with continuous dedusting
Rotating brush	working width 1,100 mm
Working width	2.400 mm
Weight	685 kg
Dimensions	L 2,900 x W 1,300 x H 1,250 mm

Subject to technical alterations




**WINGSPAN:** Drag brush for the maintenance process (working width 2,400 mm), adequate adjustable steel tines for loosening of the infilling material.



**TURFKING (TK1100):** Rear-mount attachment with integrated rotary brush, drag brush and guide pulley.



**FILTER:** Permanent filter with continuous dedusting of filtered suspended particles.



# TurfKing

## TK1100/TK1502

### Tractor device for the cleaning and care of artificial turf.

TurfKing TK1502 brush and vacuum system guarantees clean sports surfaces and optimum playing conditions. Conventional brush rows and/or drag mats are not suitable for thorough cleaning of floor coverings/deep cleaning and loosening of sand-filled and/or rubber-filled artificial turf. The 3-point rear-mount type accessory for compact tractors goes with any type of tractors with a power of at least 20 to 25 HP and combines all important basic functions in one machine. The device compact and easy to connect.


With the TurfKing, the required working depth can be precisely set via adjusting spindles - for all work operations, so that each individual function can be separately adjusted and carried out to suit the corresponding turf conditions. The polyester filter cartridges that are used are designed for long-lasting use and are de-dusted continuously.

SMG dust filters installed by SMG comply with DIN EN60335-2-69/dust class "M" and EN779 "F8" or "F9". Dust with a high proportion of fines as well as granulate/fibre abrasion (microplastics) are extracted via the powerful turbine and bound in the filter.

Art.-No. 6400136 (TK1100) / Art.-No. 6400148 (TK1502)

Working width	TK1100: 1,100 mm
	TK1502: 1,500 mm
Drive	PTO adaptor 540 rpm
Weight	TK1100: 225 kg
	TK1502: 280 kg
Dimensions	TK1100: L 900 x B 1,230 x H 830 mm
	TK1502: L 1,670 x B 950 x H 830 mm

Subject to technical alterations



**GENTLY:** Working width of the steel tines (optional) are adjustable for gently loosening of the infilling material.



**VERSATILE:** Material flap to adjust the flow of debris and infill.



**PRECISION:** Handwheel for comfortable adjustment and scale to control the working depth.



**4 – 10 MM:** SMG sieve adjustable for every particle size.



**SMG DUST FILTER:** Self-cleaning SMG dust filter comply with DIN EN60335-2-69/dust class "M" and EN779 "F8" or "F9".



# TurfCare

## TCA1400

Ground driven, tow-behind device for the cleaning and care of artificial turf.

TurfCare TCA1400 maintains any kind of infilled synthetic turf pitches. The wheel drive makes the equipment independent from any hydraulic or power shaft drives. Therefore the TurfCare can be pulled by various vehicles such as small compact tractors or quads.

The working depth can be precisely set and locked via two adjusting spindles.


The vibrating screen can be precisely adjusted with variable settings from 4 - 10 mm depending on the degree of pollution and the grid size of the infilling material.

For the pass of narrow doorways the two transport rollers can be fold out and the tow bar can be raised up.

Art.-No. 6400160

Working width	1,400 mm
Weight	185 kg
Dimensions	L 2,000 x W 1,310 x H 500 mm

Subject to technical alterations




**TINES (OPTINAL):** Working width of the steel tines (optional) are adjustable for gently loosening of the infilling material.




**ONE OF A KIND:** Fold-out transport rollers for transverse drive through doors and thigh gates.



**FUNCTIONAL:** Spindles with lock and dial to adjust working depth for cleaning brush and optimal tines.



**SMOOTH ADJUSTABLE:** Vibrator sieve adjustable from 4 - 10 mm, cleans dirt out of the infill material with simultaneous repatriation.



**SMG-OMEGA:** Drag brush and steel tines quick change system.




**OPTIONAL:** Three point hitch and draw bar combination for safe and easy transportation.



### COVER SHEET (OPTIONAL)

Weatherproof PVC cover sheet for the year-round outdoor storage of the TurfCare on/next to the Field.  
Art.-No. 6226899



# TurfCare

**TCA500**



## Ground driven, tow-behind devices for the cleaning and care of artificial turf.

TurfCare TCA500/2000 maintains any kind of infilled synthetic turf pitches. The wheel drive makes the equipment independent from any hydraulic or power shaft drives. Therefore the TurfCare can be pulled by various vehicles such as small compact tractors or quads.

The working depth can be precisely set and locked via two adjusting spindles.

The vibrating screen can be precisely adjusted with variable settings from 4 - 10 mm depending on the degree of pollution and the grid size of the infilling material.

For the pass of narrow doorways the two transport rollers can be fold out and the tow bar can be raised up.

Art.-No. 6215251

Working width	500 mm
Weight	70 kg
Dimensions	L 1,603 x W 861 x H 545 mm

Subject to technical alterations

# TurfCare

**TCA2000**



**TCA500**



**TCA2000**

# TurfRouter

## TR500

### Autonomous mobile robot for the cleaning and care of artificial turf.

The TurfRouter is powered by 12 V lead acid batteries; which allow an operating time of 3 - 4 hours. The max. Driving speed is 6 km/h. The charging time is 6 hours. For localization and navigation the TurfRouter is equipped with a field positioning technology processes information from the GPS/GNSS system and the gyroscope.

The safety concept includes ultrasonic sensors and a collision protection at the front of the TurfRouter. The operation is done either by hand or radio remote control. The communication for the exchange of all device / work data takes place via SIM card, Bluetooth or WLAN. Via an APP, these data can be read out with conventional devices and monitored.

At the rear of the TurfRouter is a 3-point hitch with electric cylinder and tow ball for pulling and lifting attachments, such as the established "bestseller" TurfCare, the "diamond-shaped" RigidBrush or a magnet bar. The TurfRouter works according to the SMG route for optimal maintenance and cleaning of artificial turf and needs about 3 hours for a full-sized football pitch.

Depending on the frequency of the artificial turf or the cleaning needs, other routes can be defined. Likewise, areas of the football field which are to be treated more or less frequently and the place for recharging the TurfRouter can be determined. The drive wheels can be unlocked without tools; therefore a manual pushing of the device is easily possible. All attachments of the TurfRouter can also be towed by other vehicles such as small tractors or quads. Thereby, e.g. several maintenance steps can be made simultaneously.

Art.-No. 6231886

Drive	Wheel hub motors (electrically)
Performance	2x 12 V / 108 Amp / 2,600 W
Weight	155 kg
Dimensions	L 1,481 x W 800 x H 1,066 mm

Subject to technical alterations



**TURFCARE TCA500:** Ground driven, tow-behind device for the cleaning and care of artificial turf, working depth of the rotating brush and the decompaction unit as well as the vibrating screen are adjustable; working width 500 mm.




**EASY HANDLING:** Operation via hand- or radio remote control.



**PRECISE:** Rigid brush device, working width 800 mm.



ARTIFICIAL INTELLIGENCE FOR ARTIFICIAL TURF



# TurfRouter

## ATTACHMENTS



### TCA1400

Art.-No. 6400160



### TCA500

Art.-No. 6215251



### Rigid brush device

Art.-No. 6232727

# TurfSoft

## TS2/TS3

### Machines for the cleaning and care of artificial turf.

The TurfSoft TS2 – a solution as simple as effective for the joy in the game and maintaining the value of small areas like tennis/padel courts with non-infilled and infilled surfaces (sand and sand/rubber). Using this machine you can eliminate suspended particles, abrasion and dirt particles from the top surfaces. The manoeuvrable TurfSoft is ideal for areas with little space to move, where stairs, steps and narrow doorways complicate the access to the artificial turf pitches.

TurfSoft is equipped with a petrol engine which controls three functions at the same time: the vibrating function of the sieve, the drive of the turbine and the rotation of the cleaning brush. With light pressure on the steering arm the brush steps into the turf and through the emerging feed it causes an easy and energy-saving operation. You can easily clean the filter by turning the handwheel.

TurfSoft TS3 is developed for the cleaning of infilled artificial turf pitches along boards, fences or corner blocks. Equipped with a hinged side broom the TurfSoft TS3 eliminates the dirt even in areas which are difficult to access. If the side broom is not used, it can be easily folded.

SMG dust filters installed by SMG comply with DIN EN60335-2-69/dust class "M" and EN779 "F8" or "F9". Dust with a high proportion of fines as well as granulate/fibre abrasion (microplastics) are extracted via the powerful turbine and bound in the filter.



**SMOOTH ADJUSTABLE:** Vibrator sieve adjustable from 4 - 10 mm, cleans dirt out of the infill material with simultaneous repatriation.



**ALL-TERRAIN:** Double wheelset for easy performance on all artificial turfs.



**COMPACT:** Foldable steering arm for easy transport and storing in small places.



### TURFSOFT TS3

Equipped with a hinged side broom the TurfSoft TS3 eliminates the dirt even in areas which are difficult to access.

Art.-No. 6400050 (TS2) / Art.-No. 6400120 (TS3)

Drive	TS2: 1-cylinder petrol engine / 2.6 kW (3.5 PS) / TS2E: 1,5 kW TS3: 1-cylinder petrol engine / 2.6 kW (3.5 PS) / TS3E: 1,5 kW
Filter box	permanent filter approx. 5 m <sup>2</sup>
Working width	800 mm
Weight	TS2: 80 kg / TS2E: 85 kg TS3: 108 kg / TS3E: 116 kg
Dimensions	TS2/TS3: L 1,130 x W 995 x H 910 mm

Subject to technical alterations

ELECTRIC VERSION ALSO AVAILABLE



# CarpetWonder

**CW95**

## Machine for the cleaning of indoor tennis/padel court surfaces with rubber granules.

CarpetWonder is a multi-functional machine for cleaning, picking up granulate from around the playing area, ball abrasion and other dirt particles, such as small stones, and for returning the exact quantity of granulate back to the carpet. This is all done by this special machine in one process.

With its effective brush roller and an enormous working width, despite its compactness, the CarpetWonder is very easy to move and turn and therefore, far superior to other cleaning machines.

The silent operation allows tennis teams on the neighbouring court concentrate on their match without being disturbed.



**VIBRATING SIEVE:** The vibrating sieve separates dirt from the infill material with simultaneous repatriation and exhausts dust particles.



**PRECISE:** The quantity of granules strewn can be accurately controlled by the adjustable speed of the vibrating screen.



**WORKING WIDTH:** Working width 700 mm for area performance up to 600 m<sup>2</sup>/h.



Art.-No. 6400110

Drive	AC-current engine 1.5 kW (2 HP) / 230 V / 9 A with safety switch
Area performance	approx. 600 m <sup>2</sup> /h
Filter	Permanent filter approx. 10 m <sup>2</sup>
Weight	120 kg
Dimensions	L 1,006 x W 897 x H 1,006 mm


Subject to technical alterations

# Decompactor

## DC1000

**Pull behind equipment for lawn mowers or tractors to loosen the infill of artificial turf.**

Areas of application are e.g. long-pile football turf and short-pile tennis turf. Two ground-driven spiked rollers with a special gear ratio loosen the infill material in the artificial turf and straighten its fibers. The working depth can be precisely adjusted using 4 adjusting spindles and 2 feeler rollers. The drawbar has a hitch / bracket combination, which means that the DC1000 can be pulled by various devices. The drawbar can be moved from the working position to the transport position. For transport purposes, the device can be completely lifted out over the chassis.



**EFFECTIVE:** Pair of spiked rollers with translation.



**GENTLE:** Roller for minimum ground pressure.



**PRECISION:** Spindles to adjust and lock the working depth.



**CONTROL:** Scale to control working depth and level.



**FUNCTIONAL:** Chassis with 2 in 1 drawbar.




**OPTIONAL:** Hook for optional rear brush.



Art.-No. 6233992

Working width	1,000 mm
Weight	230 kg
Dimensions	L 1,905 x W 1,023 x H 730 mm

Subject to technical alterations





# TurfTuner

## TT2000

### Tow-behind device for loosening and brushing of artificial turf.

The TurfTuner is used for loosening of infilled artificial turf and to straighten the fibres. It is equipped with a unique 3-point rear-mount type accessory which can also be used as a tow bar. This variable 2-in-1 tow-behind hitch enables the use with all commercially available utility tractors, ride-on tractors, golf carts, quads etc.

The 2 ball-bearing adjusting spindles with scales enable precise setting and locking of the working depth. The innovative SMG-OMEGA is a quick-change system for changing the rows of tines without tools and for changing to optional rows of brushes. Rows of tines and rows of brushes can be combined in any way, so the TurfTuner TT2000 can be adapted to individual requirements and maintenance steps.

The plastic bodies of the brush rows are more stable and durable than commercially available brush rows with wooden bodies. Together with the SMG-OMEGA, they enable a standard working width from 2,000 mm to up to 3,000 mm.

The 4 low-maintenance solid rubber wheels ensure minimal surface pressure and can be rotated by 360°. This prevents harmful friction on the artificial turf when cornering while operating with the 3-point. When operating with the drawbar, the rear wheels are fixed and thus prevent the attachment from side motion.

The trailing drag brush is floating and ensures an optimal surface finish. A loop on the drag brush allows a magnetic strip to be attached.

Art.-No. 6240054

Working width	2,000 up to 3,000 mm
Weight	139 kg
Dimensions	L 1,077 x W 2,000 x H 470 mm

Subject to technical alterations



**UNIQUE:** Three point hitch and draw-bar combination.



**GENTLY:** 6 rows of steel tines, working width precisely adjustable for gently and efficiently loosening of the infilling material.



**PRECISION:** Spindles with locking mechanism and dial.



**VERSATILE:** Optional rows of brushes available. Up to 3.0 meters working width at only 90 cm clearance width.



**STRONG:** Linkage for the use with three point hitch.



**SMG-OMEGA:** Drag brush and steel tines quick change system.




# Triangle brush


**DB1600**

## Triangle brush for artificial turf.

Triangle brush for evenly levelled surfaces of filled artificial turf. Tow bar with removable draw bars and four transport rollers make the handling easy.



**MOBILITY:** Easy transportation through transport rollers on both sides.



**FUNCTIONAL:** Removable drawbar.



Art.-No. 6211805

Working width	1,800 mm
Weight	39 kg
Dimensions	L 1,998 x W 1,723 x H 365 mm

Subject to technical alterations



# Triangular brush

**DB1000F/DB1600F**

## Light, robust and foldable triangle brush for artificial turf.

The light, robust and foldable triangular broom with a weatherproof plastic body is designed for the efficient towing of synthetic turf. Handling is easy thanks to its drawbar with a hitch / bracket combination and two transport rollers.



**SPACE-SAVING:** Foldable for inexpensive shipping and space-saving storage.



**COMFORTABLE:** Brushes with plastic bodies, can be changed without tools.



**HANDLING:** Transport rollers for easy maneuvering.



**DB1600F – TRIO:** Transport ride.



DB1000F Art.-No. 6235134 / DB1600F Art.-No. 6236543

Working width  
DB1000F: 1,000 mm  
DB1600F: 1,700 mm

Dimensions  
DB1000F: L 1,400 x W 1,040 x H 260 mm  
DB1600F: L 1,998 x W 1,723 x H 365 mm

Subject to technical alterations




**DB1600F – TRIO:**  
Crossbars retracted.



**DB1600F – TRIO:**  
Crossbars pulled out.







passion for sports grounds

**SMG Sportplatzmaschinenbau GmbH**

Robert-Bosch-Straße 3

DE - 89269 Vöhringen (Germany)

Tel + 49 (0) 73 06 / 96 65 - 0

Fax + 49 (0) 73 06 / 96 65 - 50

info@smg-machines.com

www.smg-machines.com

**Owners:**

Markus Owegeser, Tobias Owegeser, Daniel Owegeser